NATIONAL ACADEMY OF SCIENCES OF UKRAINE
INSTITUTE OF ARCHAEOLOGY
CRIMEAN BRANCH

UNIVERSITY OF COLOGNE
INSTITUTE OF PREHISTORIC ARCHAEOLOGY

Palaeolithic Sites of Crimea,
Vol. 2

KABAZI II: THE 70 000 YEARS SINCE THE LAST INTERGLACIAL

Edited by
Victor Chabai, Jürgen Richter and Thorsten Uthmeier

Simferopol – Cologne
2006

Chapter 5

Flintknappers at Kabazi II, Level II/7C

Jürgen Richter

Level II/7C stems from the lower part of geological stratum 7 and is assigned to the lower Western Crimean Mousterian within Unit II. Finds were concentrated in the northern part of the excavation area (Fig. 5-1). The assemblage of level II/7C comprises 312 artefacts (> 2cm), 226 of which have been designated to 42 raw material units (Fig. 5-2; note: RMUs 12, 46-49 have been omitted). Raw materials derive mainly from a primary source, possibly from the Bodrak valley (Fig. 5-4); only three workpieces were collected from a residual occurrence, possibly from nearby Mount Milnaya. Characteristic of the primary source are predominantly round nodules (Fig. 5-3) of black-grey and light-grey coloured flint. These data already suggest that Kabazi II-Unit II7C served as a workshop, with flintstone with a weight of 15,392 g having been imported and discarded at the site. The distribution of patinated artefacts (Fig. 5-5) clearly contrasts the overall distribution of artefacts (Fig. 5-1).

Imported single objects (10)

All imported and discarded single objects (Fig. 5-6, 5-7, 5-8) appear to have fulfilled two functional demands, firstly "cutting" (backed knives), and secondly "scraping" (scrapers). These activities were essential to the butchering and exploitation of 24 *Equus hydruntinus*, the remnants of which were found on the same occupation surface.

Workpieces imported as raw nodules (12)

These RM units (Fig. 5-9, 5-10) represent mostly nodules from a primary raw material source. The only exception (RMU 5) within this category, however, is representative of a pure workshop situation. In this case, a raw nodule was decorticated and formed into a prepared core for export, without flake production.

Seven other RM units of this category, however, show the production of flakes, five of which included the production of tools (Fig. 5-10). In most of the examples from this category, the core was exported from the site. Tools and cores were only very rarely discarded. From this perspective, the main focus of occupation in level II/7C involved the production and export of objects.

All N category units show long transformational sequences, some of which are of considerable volume (Fig. 5-11, 5-12). At the time of the level II/7C occupation, the site obviously served two combined functions: as a hunting and butchering camp, as attested by the faunal remnants and by the single-objects category of workpieces; and as a location for the production of cores, blanks and tools for export and use elsewhere.

З				1	2
И		1		2	5
К				6	4
Л				4	5
М	7		1	6	9
Н	27	18	15	14	22
О	16	36	16	21	32
П	1		6	13	23
Р					
	8	7	6	5	4

Fig. 5-1 Kabazi II, level II/7C: distribution of all artefacts included in transformation analysis.

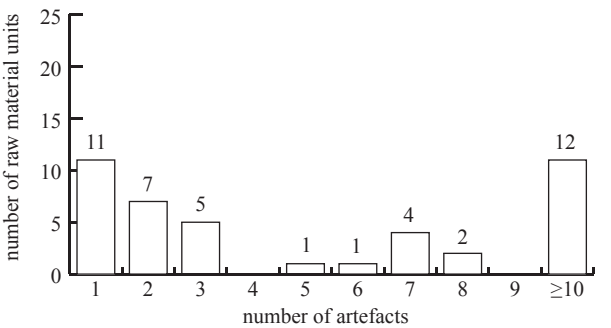

Fig. 5-2 Kabazi II, level II/7C: number of artefacts per workpiece.

Workpieces imported as cores (18)

In a total of 18 cases prepared cores were brought to the site, these being only slightly decorticated, and still covered by remnants of fresh cortex (Fig. 5-13, 5-14). This implies the presence of a nearby workshop site where the nodules had been processed prior to their transport to Kabazi II. This workshop is probably linked to the afore mentioned primary source of raw material. Moreover, the N and C categories were both planned for later export, and the cores must be interpreted as "migrating cores".

Only three examples show the correction of cores without any further production of flakes on-site (RMU 23, 36, 38; see Fig. 5-13). A total of 13 examples display some flake production, and two feature the production and discard of tools.

As tools occurred only among seven of all single-object and core-related workpieces, the occupation in level II/7C was clearly more centred on flake production than on tool production. The tools used for butchering were rather imported as single objects than realised on blanks which had been produced at the site. This would speak in favour of several short stays which served the procurement of meat, hides, cores, blanks, and tools for another campsite. Was this camp perhaps at Kabazi V, just around the corner of the Mount Kabazi escarpment?

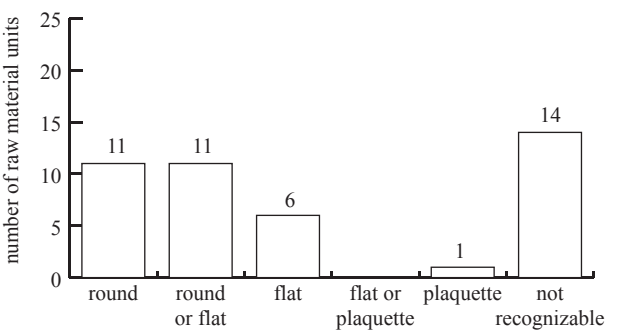

Fig. 5-3 Kabazi II, level II/7C: shapes of raw nodules.

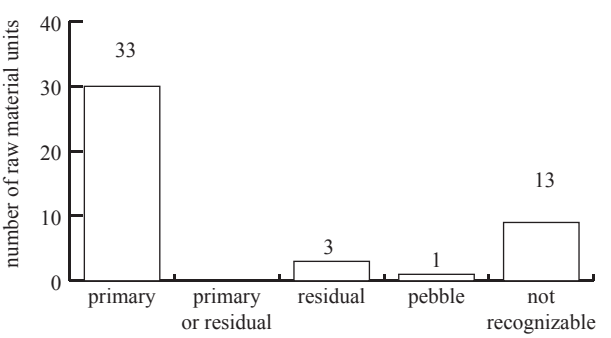

Fig. 5-4 Kabazi II, level II/7C: nature of raw materials.

З				1	2
И		1		1	4
К				6	2
Л				2	3
М				1	1
Н			1		
О		1			1
П					
Р					
	8	7	6	5	4

Fig. 5-5 Kabazi II, level II/7C: distribution of patinated artefacts (RMU 39).

Concepts of flake production

Three different concepts of flake production have been observed:

a) A concept of blade production based on bipolar, parallel exploitation surfaces. The cores featured core flanks on both sides, and percussion surfaces were prepared via core tablets. Here we are dealing with a true blade concept without possible interfaces to any kind of flake production. The blades display attributes of hard hammer percussion (RMU 3, 6, 13, 15).

b) A Levallois concept based on centripetal, recurrent flake production, sometimes shifting towards parallel-elongated flake production (Fig. 5-15, 5-16). As a special feature, the Levallois percussion was sometimes performed by soft (limestone?) hammers.

c) A Kombewa („flake from flake“ production) concept which was sometimes performed along with the Levallois concept upon one and the same nodule (RMU 11; Fig. 5-11, 5-12). The Kombewa concept appears to have been carried out after the Levallois principle of terminal and lateral convexity and striking platforms, which were prepared separately.

A bifacial tool

Within one of the blade production sequences a bifacial tool was produced which was then used and consequently exported; its broken tip was found onsite (RMU 13; Fig. 5-10).

	RM ➡	28	22	41	50	18	20	45	40	30	26	2
OFF-SITE	0 Import	scraper	convergent scraper	scraper	side-scraper	backed piece	backed piece	backed piece	backed piece	backed piece	Siret flake	core for a backed piece
INTRA-SITE	1 Preparation											
	2A Blank production											
	2B Correction											
	3 Modification											
Discard		7-O	8-H	7-H		5-H	4П	5Л	4-H	7-O	H5	O-5
Export ⬅												
Transformation Section		Tw	Tw	Tw	Tw	Bw	Bw	Bw	Bw	Bw	Bw	Co

Fig. 5-6 Kabazi II, level II/7C: transformation sections of workpieces, imported as single objects: Bw = blank without debitage or modification, Tw = tool without debitage or modification, Cw = core without debitage (*chaîne opératoire,* after Geneste 1985; 1988; 1990).

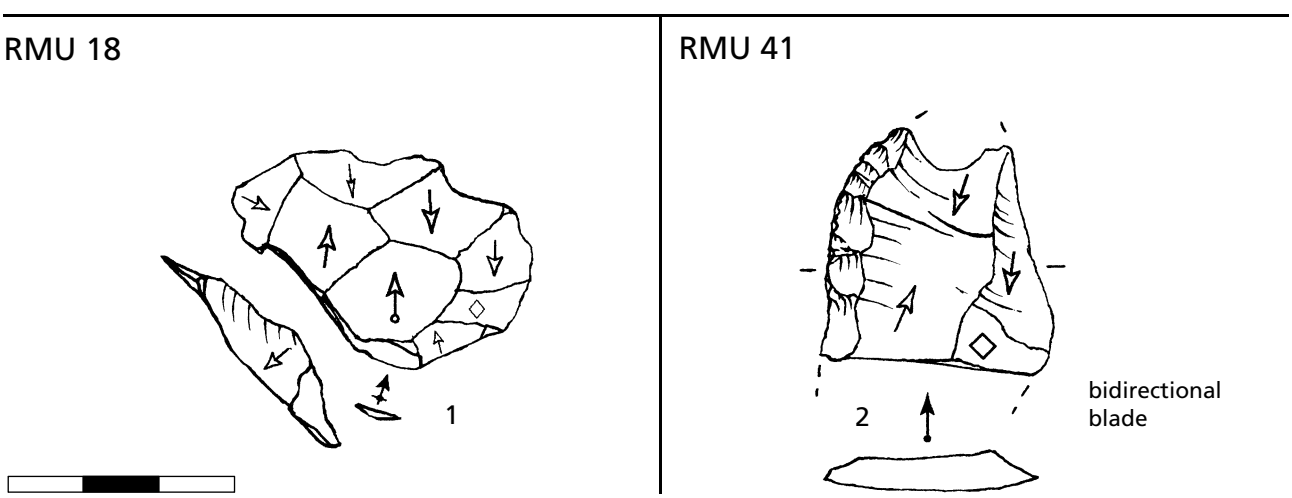

Fig. 5-7 Kabazi II, level II/7C: single objects.

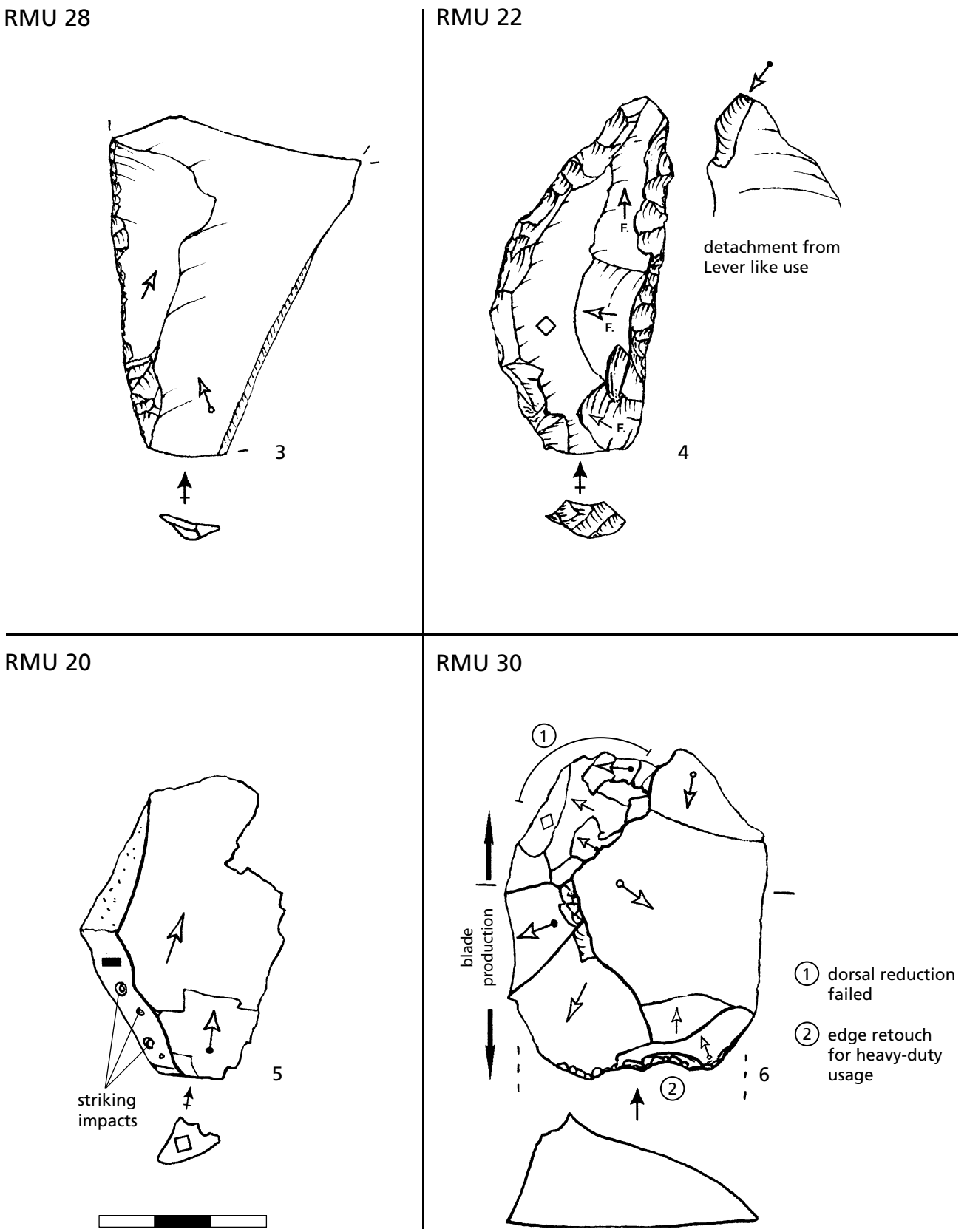

Fig. 5-7 continued.

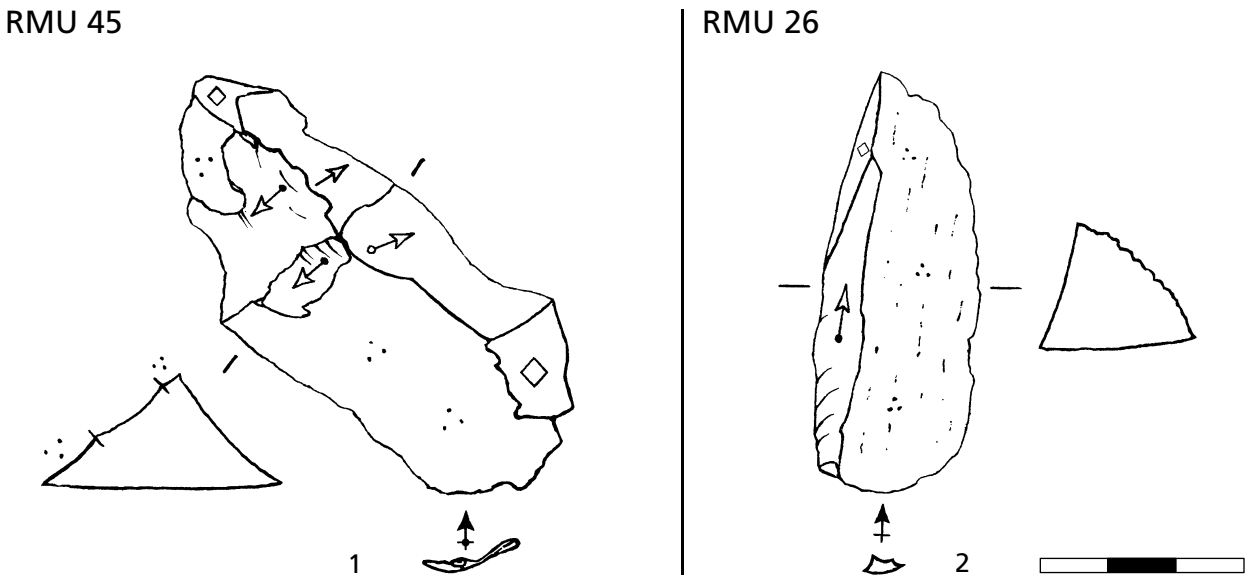

Fig. 5-8 Kabazi II, level II/7C: single objects.

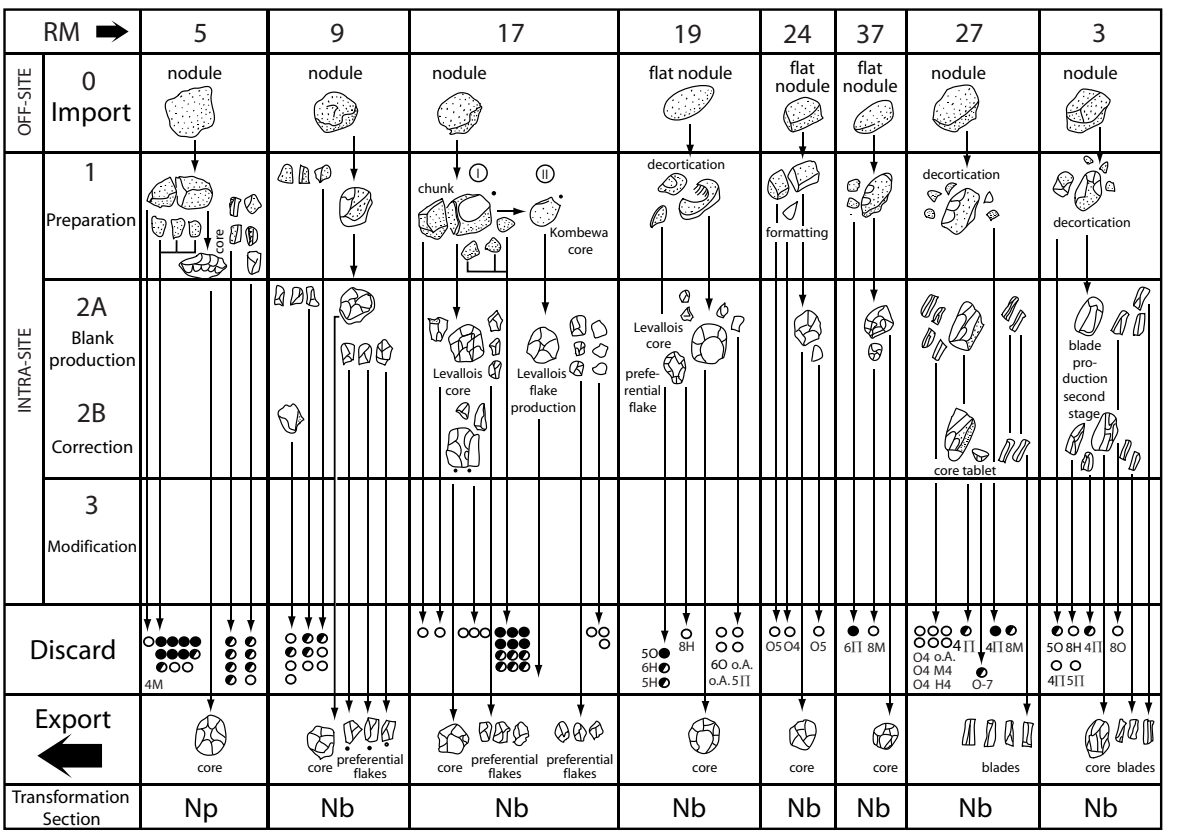

Fig. 5-9 Kabazi II, level II/7C: transformation sections of workpieces, imported as raw nodules and subsequently exploited: Np = preparation of a raw nodule, Nb = blank production from a raw nodule (*chaîne opératoire,* after Geneste 1985; 1988; 1990).

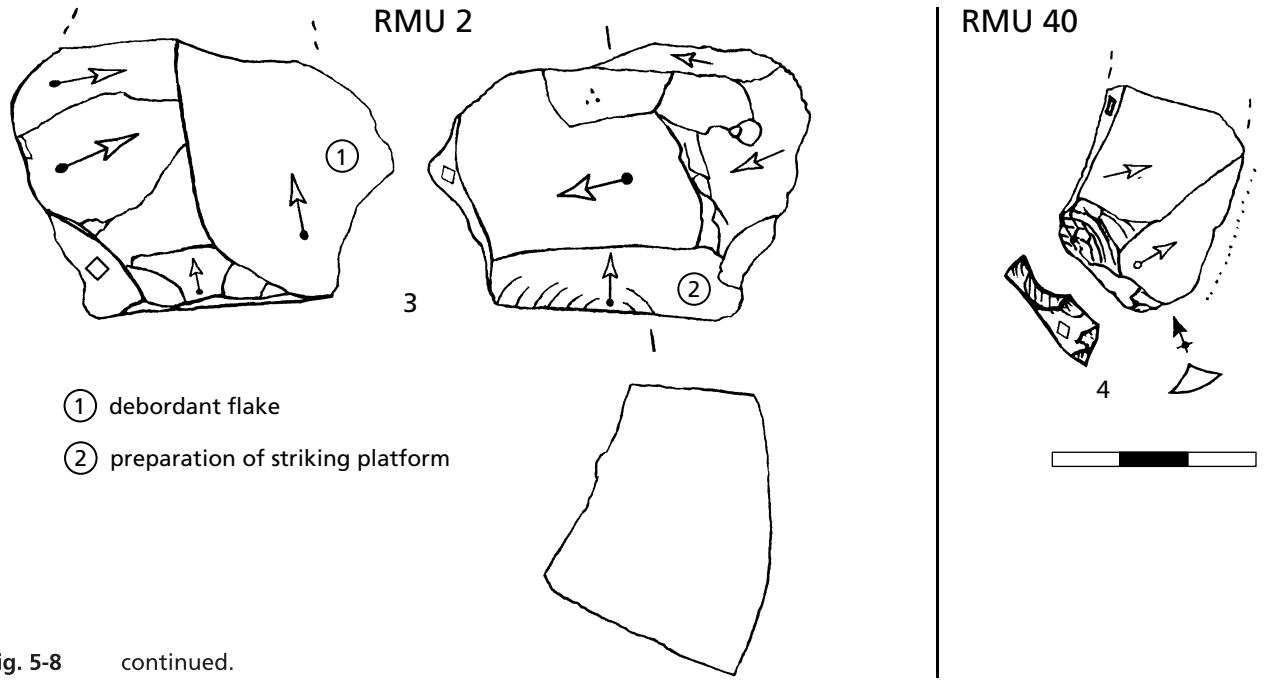

Fig. 5-8 continued.

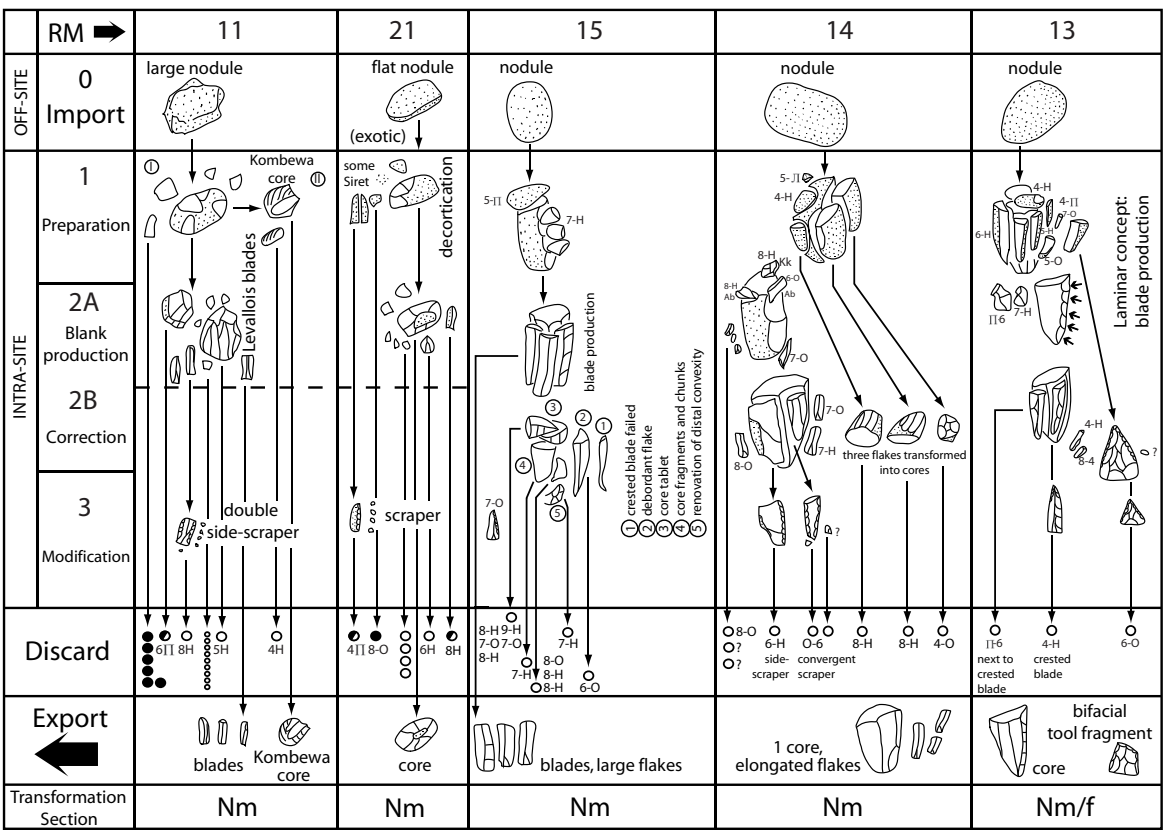

Fig. 5-10 Kabazi II, level II/7C: transformation sections of workpieces, imported as raw nodules and subsequently exploited: Nm = blank production from a raw nodule and modification of blank(s); /f = surface shaping present in RMU (*chaîne opératoire,* after Geneste 1985; 1988; 1990).

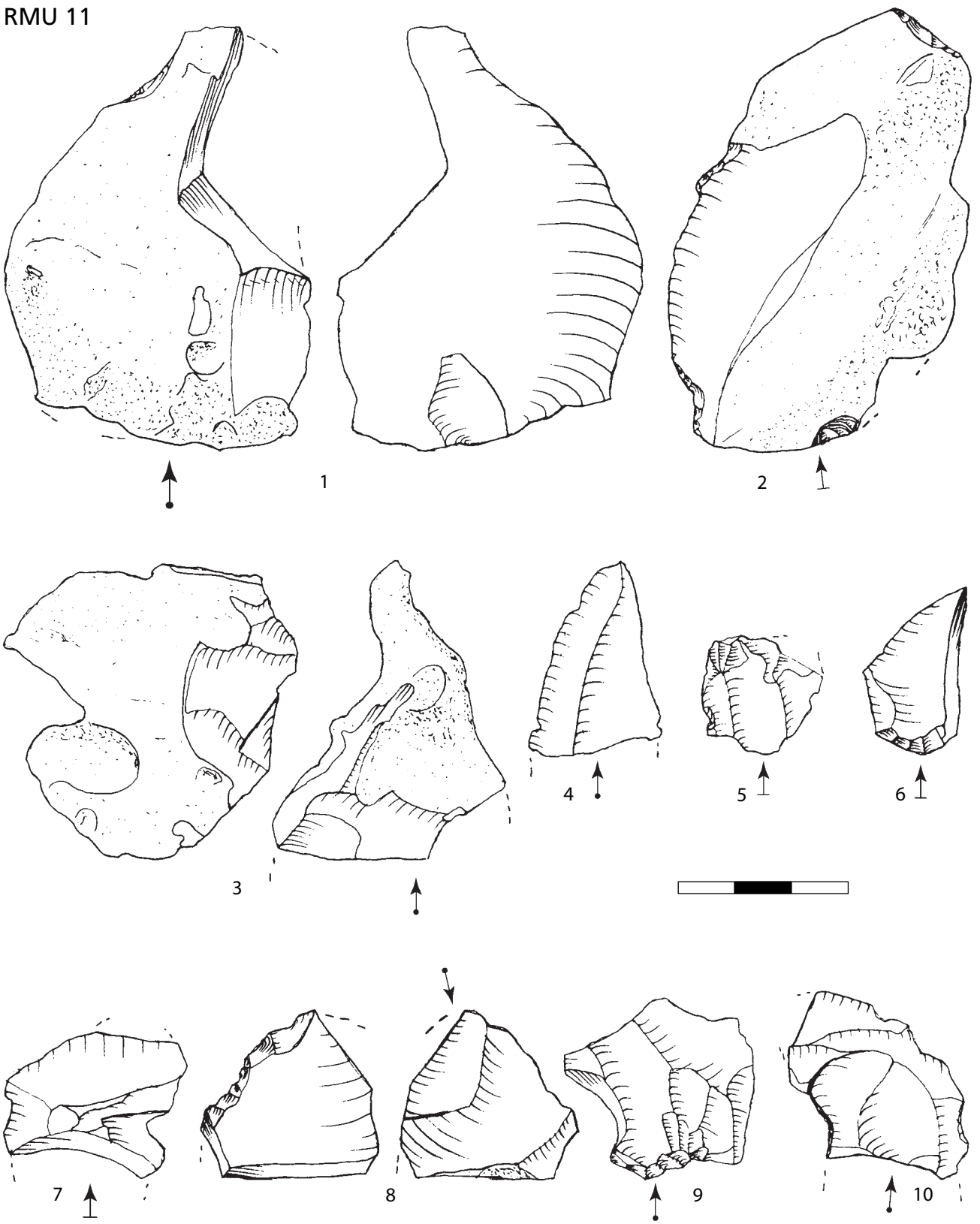

Fig. 5-11 Kabazi II, level II/7C: artefacts from RMU 11. Initial stage of transformation (Nm class): Blanks from decortication of a raw nodule and preparation of a core.

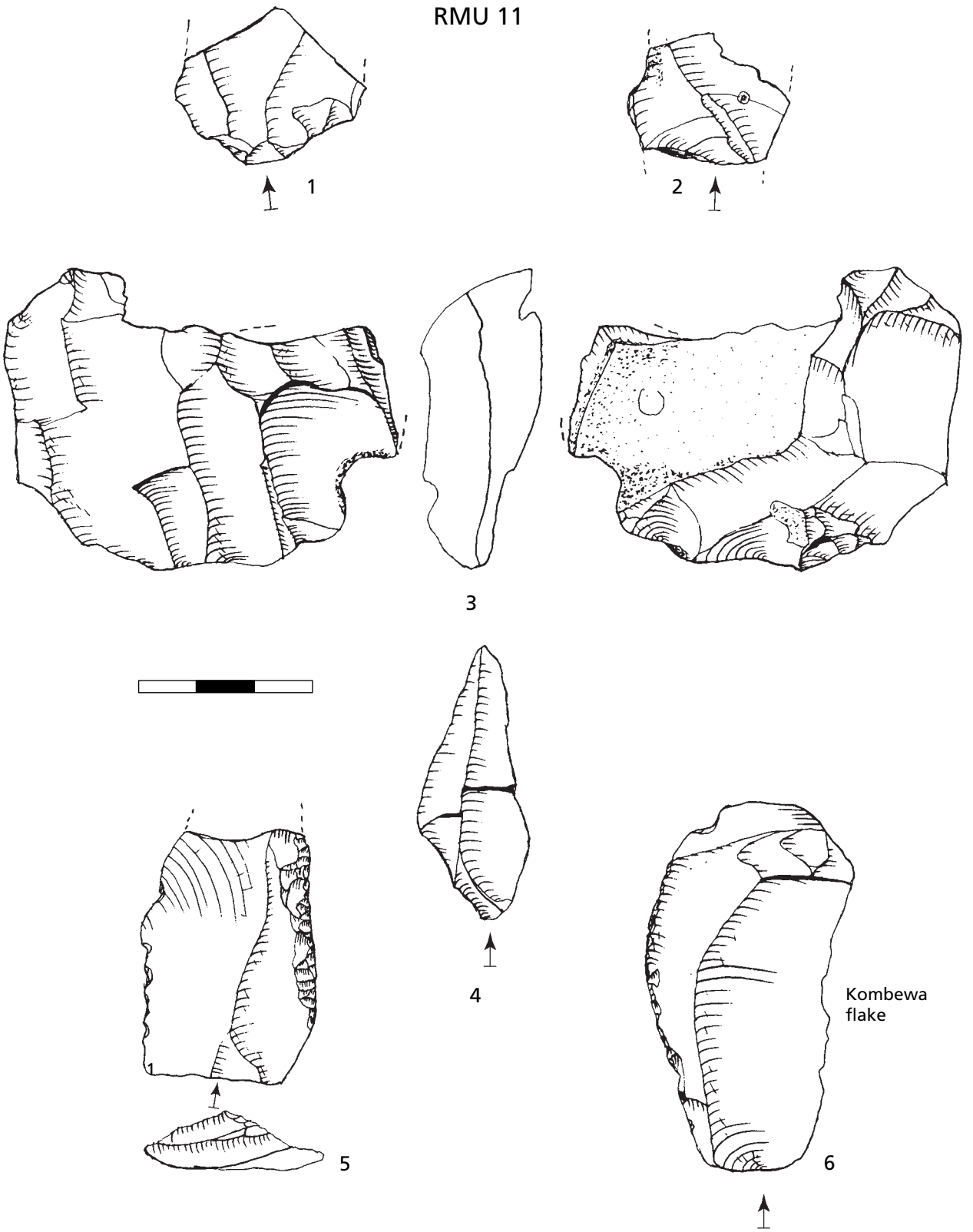

Fig. 5-12 Kabazi II, level II/7C: artefacts from RMU 11. Subsequent stages of transformation (Nm class): Blanks from blank production, broken core and broken scraper.

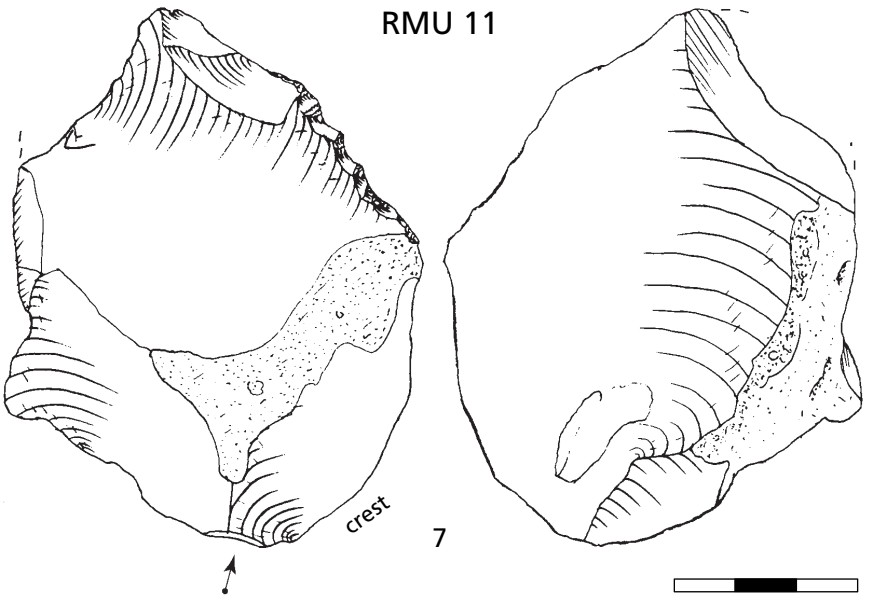

Fig. 5-12 continued

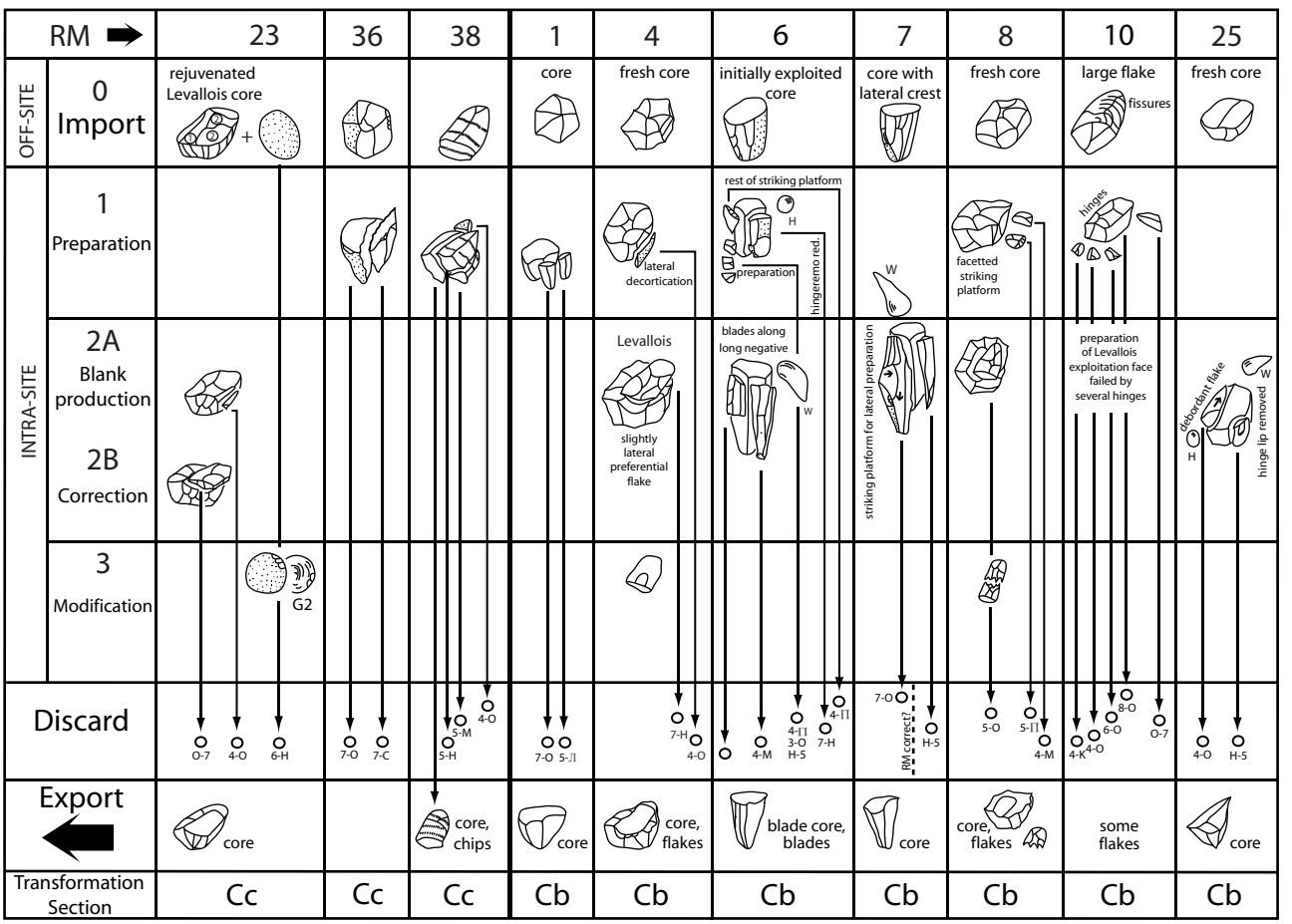

Fig. 5-13

RMU 11

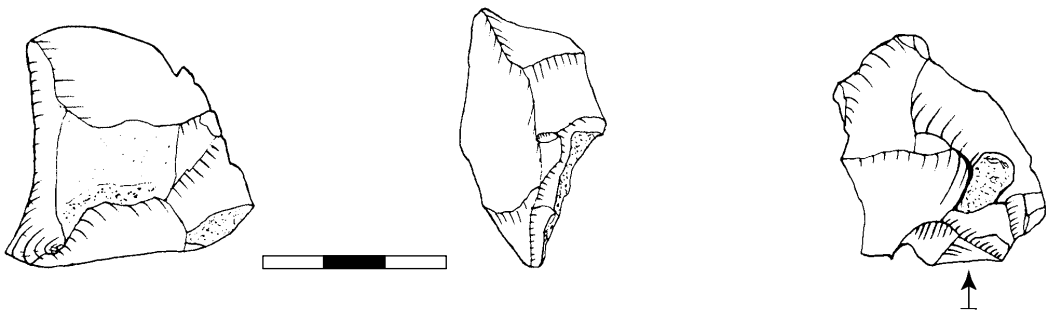

8 9 10

Fig. 5-12 continued.

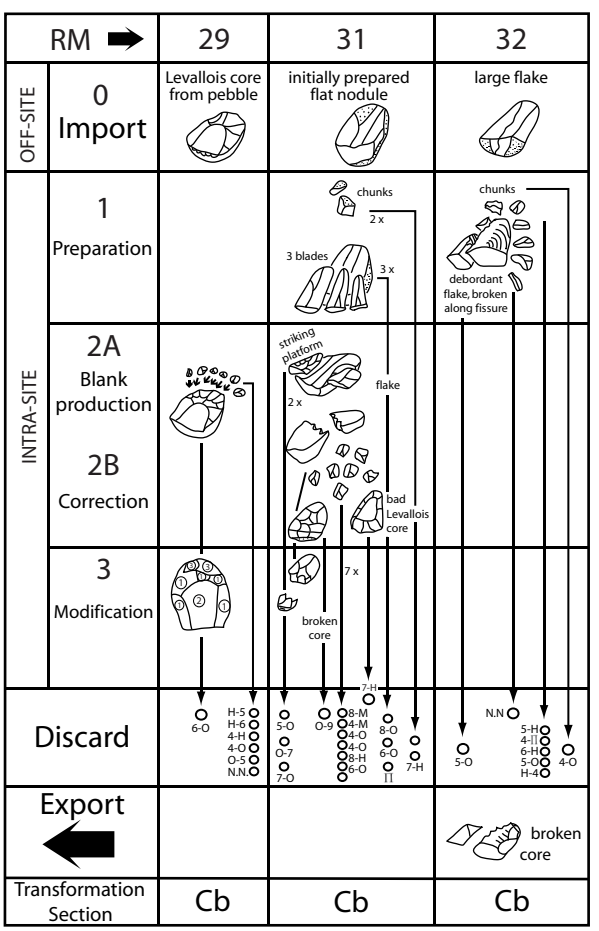

Fig. 5-13 continued.

◄ **Fig. 5-13** Kabazi II, level II/7C: transformation sections of workpieces, imported as cores and subsequently exploited: Cc = correction of a core, Cb = blank production from a core (*chaîne opératoire,* after Geneste 1985; 1988; 1990).

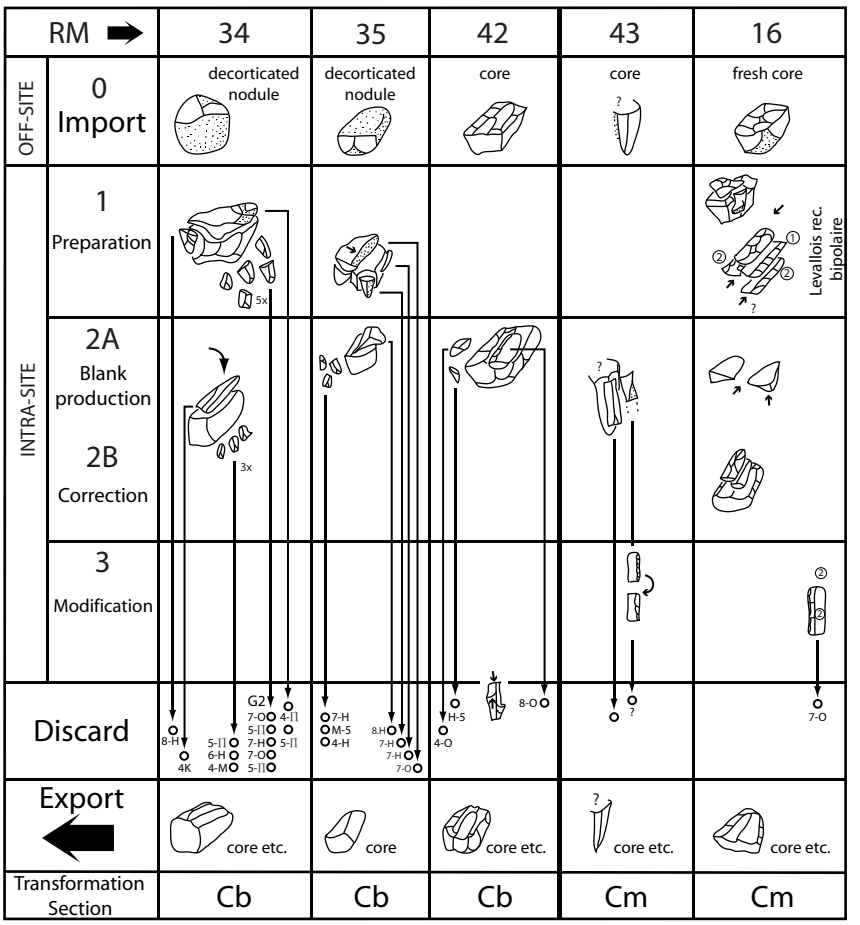

Fig. 5-14 Kabazi II, level II/7C: transformation sections of workpieces, imported as cores and subsequently exploited: Cb = blank production from a core, Cm = blank production from a core and modification of blank(s) (*chaîne opératoire*, after Geneste 1985; 1988; 1990).

Conclusion

During the level 7C occupation of Kabazi II, 24 wild horses were brought to the site, butchered and processed. In the same context, isolated scrapers and backed knives were imported, used and discarded.

A second context is defined by three different concepts of blank production performed on imported raw nodules from a primary source. Cores, blanks and tools were produced for immediate export. This second context is indicative of short stays without the discard of tools produced on-site.

The first context features several lithic transformation sequences in their final stages and connected to hunting activities. By contrast, the second context displays transformation sequences in a transitional or initial stage connected to core, blank and tool procurement for later consumption elsewhere (Fig. 5-17).

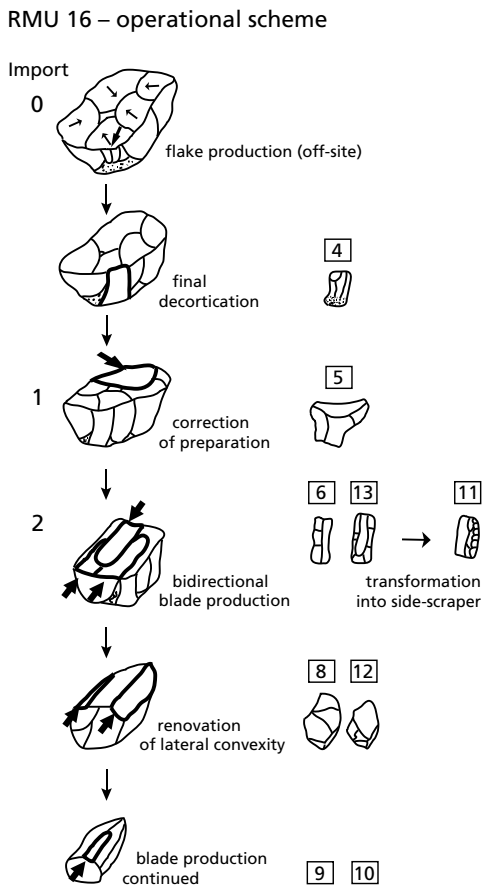

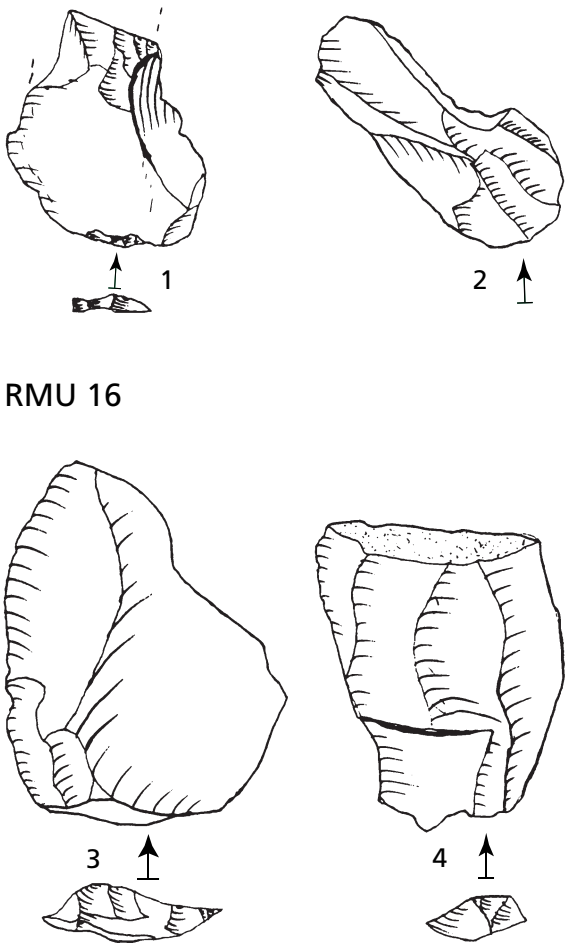

Fig. 5-15 Kabazi II, level II/7C: model of bidirectional blade production, as indicated by artefacts from RMU 16 (sketch: Thorsten Uthmeier); cf. Fig 5-16 for numerals in squares .

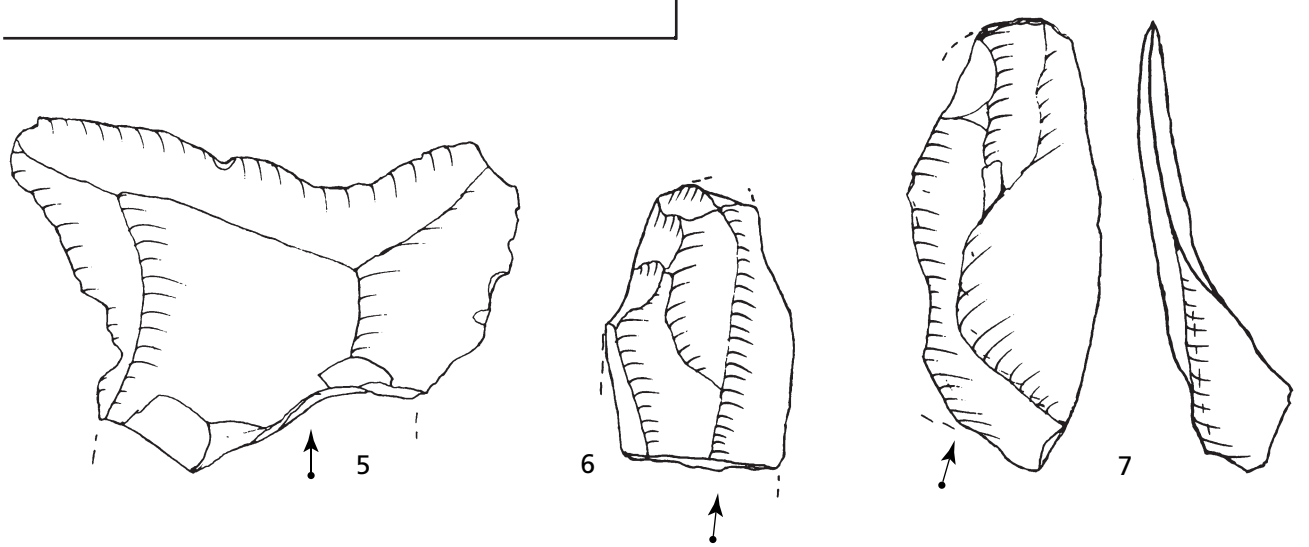

Fig. 5-16 Kabazi II, level II/7C: artefacts from RMU 16 (Cm class). Blanks from correction of an exploitation surface of an imported core (cf. model Fig. 5-15).

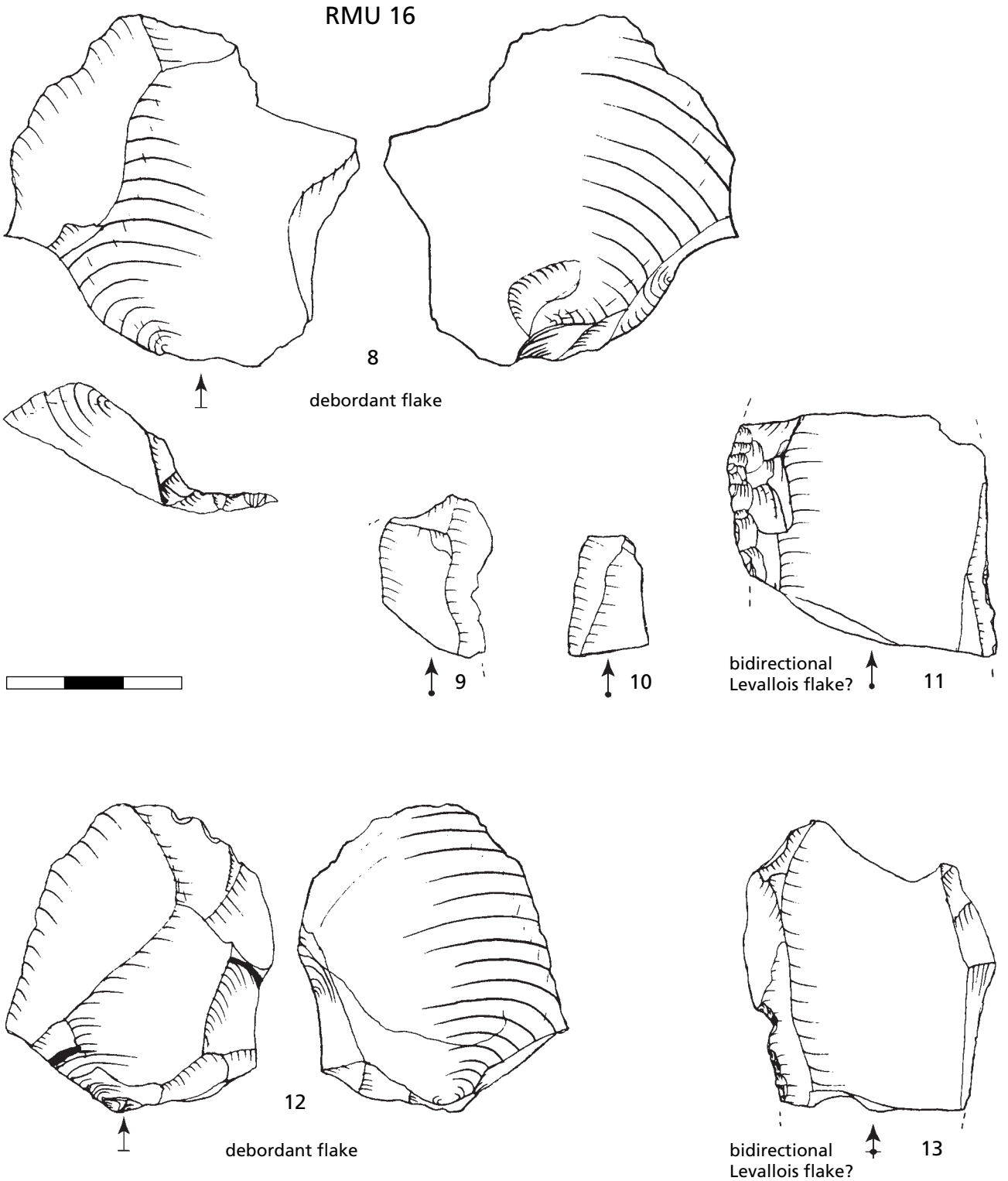

Fig. 5-16 continued. Kabazi II, level II/7C: artefacts from RMU 16 (Cm class). Blanks from preparation of a bidirectional Levallois exploitation surface; and blades from bidirectional production, one of them transformed into a scraper, broken and discarded (cf. stage 2 of model Fig. 5-15).

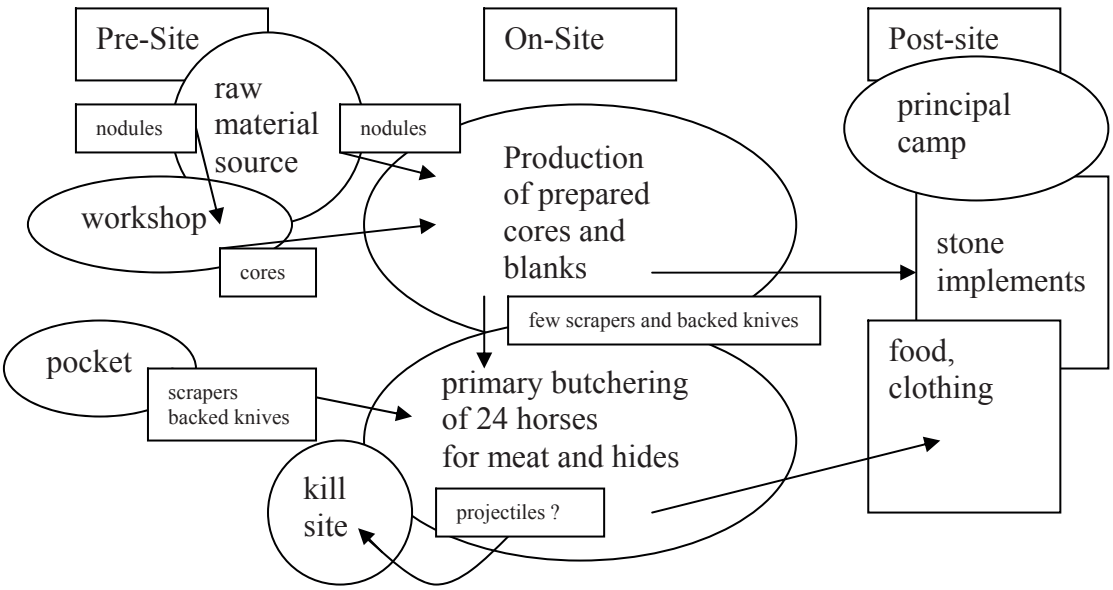

Fig. 5-17 Kabazi II, unit II, level 7C: a model of site functions based on lithic transformation analysis.

Abstract

КАБАЗИ II, ГОРИЗОНТ II/7C: МОДЕЛИ ЭКСПЛУАТАЦИИ СЫРЬЕВЫХ РЕСУРСОВ

Ю. Рихтер

На территории поселения II/7C было разделано 8 туш гидрунтиновых лошадей. Для разделки животных были принесены в готовом виде несколько скребел, включая обушковые. После использования импортированные орудия были оставлены на стоянке.

Вместе с тем, нас стоянку были принесены желваки кремня. Сколы и нуклеусы, получившиеся в результате расщепления данных желваков, были унесены со стоянки.

Таким образом, на стоянке горизонта II/7C были использованы две модели обеспечения сырьем. Суть первой модели состоит в использовании на территории стоянки импортированных орудий. Вторая модель основана на полном цикле кремнеобработки на территории стоянки с последующим экспортом нуклеусов и серии наиболее удачных сколов-